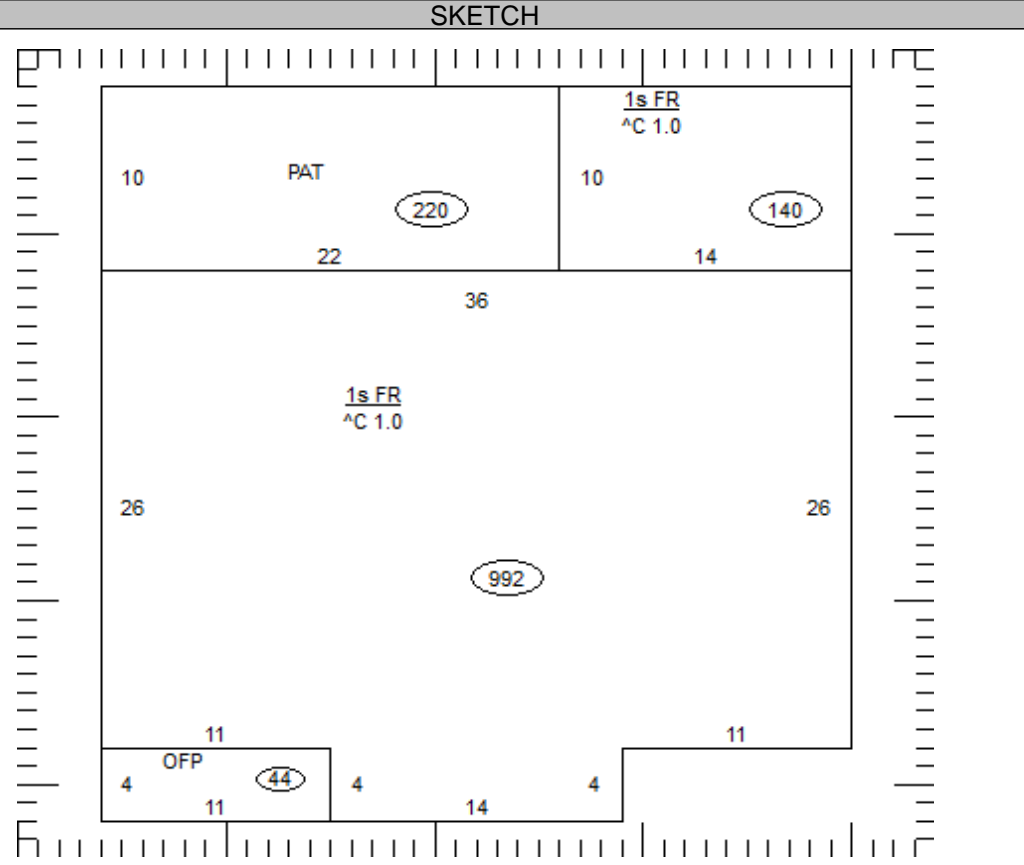


| OCCUPANCY | EXTERIOR | FLOOR | AREA | CONST | VALUE |
|------------------------------------------------------------------------------------------------|-----------------------------------------------------------------------------------------------------------------------------------------|-------------------------|---------|-------|---------|
| <input checked="" type="checkbox"/> SF <input type="checkbox"/> DU <input type="checkbox"/> TR | <input checked="" type="checkbox"/> WOOD | 1 | 1132 | FR | 173,560 |
| <input type="checkbox"/> CONVERSION | <input type="checkbox"/> STUCCO | | | | |
| BUILDING TYPE | <input checked="" type="checkbox"/> ALM/VYNL | | | | |
| <input type="checkbox"/> MOBILE HOME | <input type="checkbox"/> CONC BLK | | | | |
| <input type="checkbox"/> BI/TR LEVEL | <input type="checkbox"/> METAL | | | | |
| <input type="checkbox"/> MOD/MAN | <input type="checkbox"/> BRICK | | | | |
| <input type="checkbox"/> _____ | <input type="checkbox"/> STONE | | | | |
| ROOFING | ROOF TYPE | | | | |
| <input type="checkbox"/> METAL | <input checked="" type="checkbox"/> GABLE | | | | |
| <input type="checkbox"/> SLT/TLE | <input type="checkbox"/> HIP | | | | |
| <input checked="" type="checkbox"/> SHINGLES | <input type="checkbox"/> GAMBREL | | | | |
| <input type="checkbox"/> SHAKES | <input type="checkbox"/> MANSARD | | | | |
| <input type="checkbox"/> COMPOSITE | <input type="checkbox"/> FLAT | | | | |
| FLOORS | B 1 2 3 U | SUBTOTAL | | | |
| CONCRETE | <input type="checkbox"/> <input type="checkbox"/> <input type="checkbox"/> <input type="checkbox"/> <input type="checkbox"/> | 173,560 | | | |
| WOOD | <input type="checkbox"/> <input checked="" type="checkbox"/> <input type="checkbox"/> <input type="checkbox"/> <input type="checkbox"/> | MULTI-FAMILY # | 0 | | 0 |
| TILE/COMPO | <input type="checkbox"/> <input checked="" type="checkbox"/> <input type="checkbox"/> <input type="checkbox"/> <input type="checkbox"/> | BUILDING TYPE | 100% | | 0 |
| CARPET | <input type="checkbox"/> <input type="checkbox"/> <input type="checkbox"/> <input type="checkbox"/> <input type="checkbox"/> | BSMT FINISH | 0 S.F. | | 0 |
| INT. FINISH | B 1 2 3 U | FIREPLACE # | 0 | | 0 |
| PLASTER/DW | <input type="checkbox"/> <input checked="" type="checkbox"/> <input type="checkbox"/> <input type="checkbox"/> <input type="checkbox"/> | HEATING | 0 S.F. | | 0 |
| PANELING | <input type="checkbox"/> <input type="checkbox"/> <input type="checkbox"/> <input type="checkbox"/> <input type="checkbox"/> | AIR COND | 0 S.F. | | 0 |
| UNFINISHED | <input type="checkbox"/> <input type="checkbox"/> <input type="checkbox"/> <input type="checkbox"/> <input type="checkbox"/> | PLUMBING # | 0 | | 0 |
| ACCOMMODATIONS | | GARAGES & CARPORTS | | | 0 |
| # OF ROOMS | 6 | EXTRA FEATURES | | | 1,600 |
| BEDROOMS | 3 | SUBTOTAL | | | 175,160 |
| FIREPLACES | | GRADE FACTOR | | | 95 % |
| HEAT & AC | B 1 2 3 U | UNADJUSTED VALUE | | | 166,400 |
| NO HEAT | <input type="checkbox"/> <input type="checkbox"/> <input type="checkbox"/> <input type="checkbox"/> <input type="checkbox"/> | FACTOR | | | 100 % |
| CTRL HEAT | <input type="checkbox"/> <input checked="" type="checkbox"/> <input type="checkbox"/> <input type="checkbox"/> <input type="checkbox"/> | OCCUPANCY | | | |
| HW/STEAM | <input type="checkbox"/> <input type="checkbox"/> <input type="checkbox"/> <input type="checkbox"/> <input type="checkbox"/> | ST.HT | 1 | SIZE | SK |
| ELECTRIC | <input type="checkbox"/> <input type="checkbox"/> <input type="checkbox"/> <input type="checkbox"/> <input type="checkbox"/> | AREA | 1,132 | GRADE | C- |
| HEAT PUMP | <input type="checkbox"/> <input type="checkbox"/> <input type="checkbox"/> <input type="checkbox"/> <input type="checkbox"/> | PRICE | | AGE | 1940 |
| FLR/WALL | <input type="checkbox"/> <input type="checkbox"/> <input type="checkbox"/> <input type="checkbox"/> <input type="checkbox"/> | REMD | | CND | A |
| STVE/SPCE | <input type="checkbox"/> <input type="checkbox"/> <input type="checkbox"/> <input type="checkbox"/> <input type="checkbox"/> | UNADJ VAL | 166,400 | PHYS | 45 |
| GEO THERMAL | <input type="checkbox"/> <input type="checkbox"/> <input type="checkbox"/> <input type="checkbox"/> <input type="checkbox"/> | PHYS VAL | 91,520 | FUNC | |
| OUTSIDE | <input type="checkbox"/> <input type="checkbox"/> <input type="checkbox"/> <input type="checkbox"/> <input type="checkbox"/> | TRUE VAL | 68,600 | | |
| CTRL A/C | <input type="checkbox"/> <input type="checkbox"/> <input type="checkbox"/> <input type="checkbox"/> <input type="checkbox"/> | | | | |
| PLUMBING | BASE <input checked="" type="checkbox"/> | | | | |
| X FULL BATH | | | | | |
| X HALF BATH | | | | | |
| X FIXTURES | | | | | |



41-034100.0000

TOTAL 68,600

COMMENTS

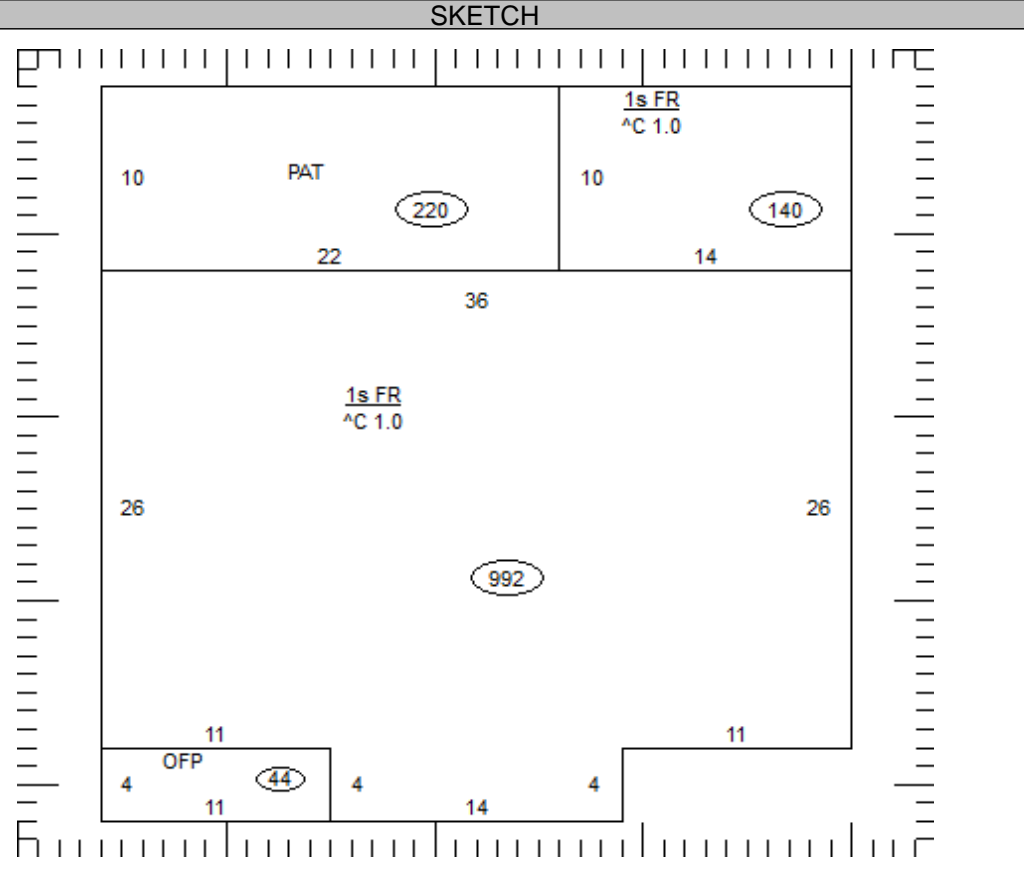
Dwelling has an Economic Factor of 75%

| OCCUPANCY | EXTERIOR | FLOOR | AREA | CONST | VALUE |
|-------------------------------------------------------------------------------------|-----------------------------------|-------|------|-------|-------|
| <input type="checkbox"/> SF <input type="checkbox"/> DU <input type="checkbox"/> TR | <input type="checkbox"/> WOOD | | | | |
| <input type="checkbox"/> CONVERSION | <input type="checkbox"/> STUCCO | | | | |
| BUILDING TYPE | <input type="checkbox"/> ALM/VYNL | | | | |
| <input type="checkbox"/> MOBILE HOME | <input type="checkbox"/> CONC BLK | | | | |
| <input type="checkbox"/> BI/TR LEVEL | <input type="checkbox"/> METAL | | | | |
| <input type="checkbox"/> MOD/MAN | <input type="checkbox"/> BRICK | | | | |
| <input type="checkbox"/> | <input type="checkbox"/> STONE | | | | |

| ROOFING | ROOF TYPE |
|------------------------------------|----------------------------------|
| <input type="checkbox"/> METAL | <input type="checkbox"/> GABLE |
| <input type="checkbox"/> SLT/TLE | <input type="checkbox"/> HIP |
| <input type="checkbox"/> SHINGLES | <input type="checkbox"/> GAMBREL |
| <input type="checkbox"/> SHAKES | <input type="checkbox"/> MANSARD |
| <input type="checkbox"/> COMPOSITE | <input type="checkbox"/> FLAT |

| FLOORS | B | 1 | 2 | 3 | U |
|----------------|-------------------------------|--------------------------|--------------------------|--------------------------|--------------------------|
| CONCRETE | <input type="checkbox"/> | <input type="checkbox"/> | <input type="checkbox"/> | <input type="checkbox"/> | <input type="checkbox"/> |
| WOOD | <input type="checkbox"/> | <input type="checkbox"/> | <input type="checkbox"/> | <input type="checkbox"/> | <input type="checkbox"/> |
| TILE/COMPO | <input type="checkbox"/> | <input type="checkbox"/> | <input type="checkbox"/> | <input type="checkbox"/> | <input type="checkbox"/> |
| CARPET | <input type="checkbox"/> | <input type="checkbox"/> | <input type="checkbox"/> | <input type="checkbox"/> | <input type="checkbox"/> |
| INT. FINISH | B | 1 | 2 | 3 | U |
| PLASTER/DW | <input type="checkbox"/> | <input type="checkbox"/> | <input type="checkbox"/> | <input type="checkbox"/> | <input type="checkbox"/> |
| PANELING | <input type="checkbox"/> | <input type="checkbox"/> | <input type="checkbox"/> | <input type="checkbox"/> | <input type="checkbox"/> |
| UNFINISHED | <input type="checkbox"/> | <input type="checkbox"/> | <input type="checkbox"/> | <input type="checkbox"/> | <input type="checkbox"/> |
| ACCOMMODATIONS | | | | | |
| # OF ROOMS | | | | | |
| BEDROOMS | | | | | |
| FIREPLACES | | | | | |
| HEAT & AC | B | 1 | 2 | 3 | U |
| NO HEAT | <input type="checkbox"/> | <input type="checkbox"/> | <input type="checkbox"/> | <input type="checkbox"/> | <input type="checkbox"/> |
| CTRL HEAT | <input type="checkbox"/> | <input type="checkbox"/> | <input type="checkbox"/> | <input type="checkbox"/> | <input type="checkbox"/> |
| HW/STEAM | <input type="checkbox"/> | <input type="checkbox"/> | <input type="checkbox"/> | <input type="checkbox"/> | <input type="checkbox"/> |
| ELECTRIC | <input type="checkbox"/> | <input type="checkbox"/> | <input type="checkbox"/> | <input type="checkbox"/> | <input type="checkbox"/> |
| HEAT PUMP | <input type="checkbox"/> | <input type="checkbox"/> | <input type="checkbox"/> | <input type="checkbox"/> | <input type="checkbox"/> |
| FLR/WALL | <input type="checkbox"/> | <input type="checkbox"/> | <input type="checkbox"/> | <input type="checkbox"/> | <input type="checkbox"/> |
| STVE/SPCE | <input type="checkbox"/> | <input type="checkbox"/> | <input type="checkbox"/> | <input type="checkbox"/> | <input type="checkbox"/> |
| GEO THERMAL | <input type="checkbox"/> | <input type="checkbox"/> | <input type="checkbox"/> | <input type="checkbox"/> | <input type="checkbox"/> |
| OUTSIDE | <input type="checkbox"/> | <input type="checkbox"/> | <input type="checkbox"/> | <input type="checkbox"/> | <input type="checkbox"/> |
| CTRL A/C | <input type="checkbox"/> | <input type="checkbox"/> | <input type="checkbox"/> | <input type="checkbox"/> | <input type="checkbox"/> |
| PLUMBING | BASE <input type="checkbox"/> | | | | |
| X FULL BATH | | | | | |
| X HALF BATH | | | | | |
| X FIXTURES | | | | | |

| | | |
|-------------------------|--------|---|
| SUBTOTAL | | 0 |
| MULTI-FAMILY # | 0 | 0 |
| BUILDING TYPE | 000% | 0 |
| BSMT FINISH | 0 S.F. | 0 |
| FIREPLACE # | 0 | 0 |
| HEATING | 0 S.F. | 0 |
| AIR COND | 0 S.F. | 0 |
| PLUMBING # | 0 | 0 |
| GARAGES & CARPORTS | | 0 |
| EXTRA FEATURES | | 0 |
| SUBTOTAL | | 0 |
| GRADE FACTOR | | % |
| UNADJUSTED VALUE | | 0 |
| FACTOR | | % |



| OCCUPANCY | ST.HT | SIZE | AREA | GRADE | PRICE | AGE | REMD | CND | UNADJ VAL | PHYS | PHYS VAL | FUNC | TRUE VAL |
|-----------|-------|------|------|-------|-------|-----|------|-----|-----------|------|----------|------|----------|
| DWELLING | | SK | | | | | | | | | | | |
| 1 | | | | | | | | | | | | | |
| 2 | | | | | | | | | | | | | |
| 3 | | | | | | | | | | | | | |
| 4 | | | | | | | | | | | | | |
| 5 | | | | | | | | | | | | | |
| 6 | | | | | | | | | | | | | |
| 7 | | | | | | | | | | | | | |
| 8 | | | | | | | | | | | | | |
| 9 | | | | | | | | | | | | | |
| 10 | | | | | | | | | | | | | |
| 11 | | | | | | | | | | | | | |

41-034100.0000

TOTAL 0

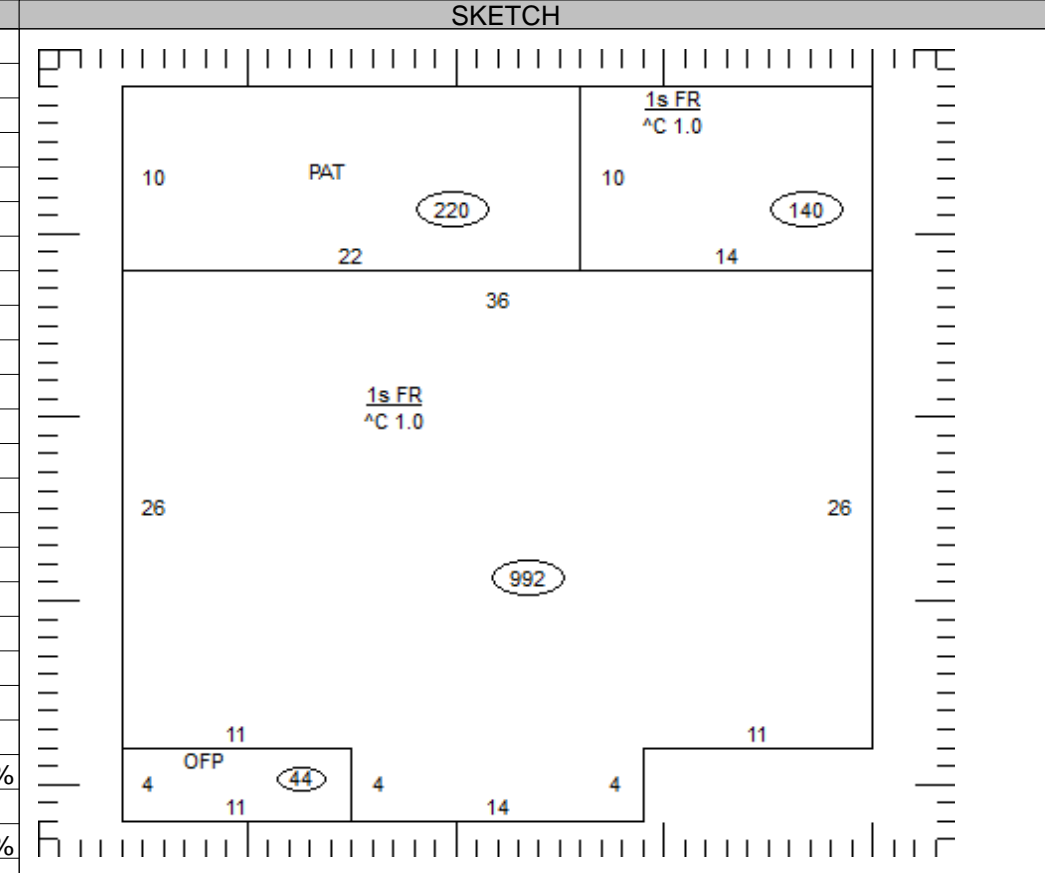
COMMENTS

| OCCUPANCY | EXTERIOR | FLOOR | AREA | CONST | VALUE |
|-------------------------------------------------------------------------------------|-----------------------------------|-------|------|-------|-------|
| <input type="checkbox"/> SF <input type="checkbox"/> DU <input type="checkbox"/> TR | <input type="checkbox"/> WOOD | | | | |
| <input type="checkbox"/> CONVERSION | <input type="checkbox"/> STUCCO | | | | |
| BUILDING TYPE | <input type="checkbox"/> ALM/VYNL | | | | |
| <input type="checkbox"/> MOBILE HOME | <input type="checkbox"/> CONC BLK | | | | |
| <input type="checkbox"/> BI/TR LEVEL | <input type="checkbox"/> METAL | | | | |
| <input type="checkbox"/> MOD/MAN | <input type="checkbox"/> BRICK | | | | |
| <input type="checkbox"/> | <input type="checkbox"/> STONE | | | | |

| ROOFING | ROOF TYPE |
|------------------------------------|----------------------------------|
| <input type="checkbox"/> METAL | <input type="checkbox"/> GABLE |
| <input type="checkbox"/> SLT/TLE | <input type="checkbox"/> HIP |
| <input type="checkbox"/> SHINGLES | <input type="checkbox"/> GAMBREL |
| <input type="checkbox"/> SHAKES | <input type="checkbox"/> MANSARD |
| <input type="checkbox"/> COMPOSITE | <input type="checkbox"/> FLAT |

| FLOORS | B | 1 | 2 | 3 | U |
|----------------|--------------------------|--------------------------|--------------------------|--------------------------|-------------------------------|
| CONCRETE | <input type="checkbox"/> | <input type="checkbox"/> | <input type="checkbox"/> | <input type="checkbox"/> | <input type="checkbox"/> |
| WOOD | <input type="checkbox"/> | <input type="checkbox"/> | <input type="checkbox"/> | <input type="checkbox"/> | <input type="checkbox"/> |
| TILE/COMPO | <input type="checkbox"/> | <input type="checkbox"/> | <input type="checkbox"/> | <input type="checkbox"/> | <input type="checkbox"/> |
| CARPET | <input type="checkbox"/> | <input type="checkbox"/> | <input type="checkbox"/> | <input type="checkbox"/> | <input type="checkbox"/> |
| INT. FINISH | B | 1 | 2 | 3 | U |
| PLASTER/DW | <input type="checkbox"/> | <input type="checkbox"/> | <input type="checkbox"/> | <input type="checkbox"/> | <input type="checkbox"/> |
| PANELING | <input type="checkbox"/> | <input type="checkbox"/> | <input type="checkbox"/> | <input type="checkbox"/> | <input type="checkbox"/> |
| UNFINISHED | <input type="checkbox"/> | <input type="checkbox"/> | <input type="checkbox"/> | <input type="checkbox"/> | <input type="checkbox"/> |
| ACCOMMODATIONS | | | | | |
| # OF ROOMS | | | | | |
| BEDROOMS | | | | | |
| FIREPLACES | | | | | |
| HEAT & AC | B | 1 | 2 | 3 | U |
| NO HEAT | <input type="checkbox"/> | <input type="checkbox"/> | <input type="checkbox"/> | <input type="checkbox"/> | <input type="checkbox"/> |
| CTRL HEAT | <input type="checkbox"/> | <input type="checkbox"/> | <input type="checkbox"/> | <input type="checkbox"/> | <input type="checkbox"/> |
| HW/STEAM | <input type="checkbox"/> | <input type="checkbox"/> | <input type="checkbox"/> | <input type="checkbox"/> | <input type="checkbox"/> |
| ELECTRIC | <input type="checkbox"/> | <input type="checkbox"/> | <input type="checkbox"/> | <input type="checkbox"/> | <input type="checkbox"/> |
| HEAT PUMP | <input type="checkbox"/> | <input type="checkbox"/> | <input type="checkbox"/> | <input type="checkbox"/> | <input type="checkbox"/> |
| FLR/WALL | <input type="checkbox"/> | <input type="checkbox"/> | <input type="checkbox"/> | <input type="checkbox"/> | <input type="checkbox"/> |
| STVE/SPCE | <input type="checkbox"/> | <input type="checkbox"/> | <input type="checkbox"/> | <input type="checkbox"/> | <input type="checkbox"/> |
| GEO THERMAL | <input type="checkbox"/> | <input type="checkbox"/> | <input type="checkbox"/> | <input type="checkbox"/> | <input type="checkbox"/> |
| OUTSIDE | <input type="checkbox"/> | <input type="checkbox"/> | <input type="checkbox"/> | <input type="checkbox"/> | <input type="checkbox"/> |
| CTRL A/C | <input type="checkbox"/> | <input type="checkbox"/> | <input type="checkbox"/> | <input type="checkbox"/> | <input type="checkbox"/> |
| PLUMBING | | | | | BASE <input type="checkbox"/> |
| X FULL BATH | | | | | |
| X HALF BATH | | | | | |
| X FIXTURES | | | | | |

| | | |
|-------------------------|--------|---|
| SUBTOTAL | | 0 |
| MULTI-FAMILY # | 0 | 0 |
| BUILDING TYPE | 000% | 0 |
| BSMT FINISH | 0 S.F. | 0 |
| FIREPLACE # | 0 | 0 |
| HEATING | 0 S.F. | 0 |
| AIR COND | 0 S.F. | 0 |
| PLUMBING # | 0 | 0 |
| GARAGES & CARPORTS | | 0 |
| EXTRA FEATURES | | 0 |
| SUBTOTAL | | 0 |
| GRADE FACTOR | | % |
| UNADJUSTED VALUE | | 0 |
| FACTOR | | % |



| OCCUPANCY | ST.HT | SIZE | AREA | GRADE | PRICE | AGE | REMD | CND | UNADJ VAL | PHYS | PHYS VAL | FUNC | TRUE VAL |
|-----------|-------|------|------|-------|-------|-----|------|-----|-----------|------|----------|------|----------|
| DWELLING | | SK | | | | | | | | | | | |
| 1 | | | | | | | | | | | | | |
| 2 | | | | | | | | | | | | | |
| 3 | | | | | | | | | | | | | |
| 4 | | | | | | | | | | | | | |
| 5 | | | | | | | | | | | | | |
| 6 | | | | | | | | | | | | | |
| 7 | | | | | | | | | | | | | |
| 8 | | | | | | | | | | | | | |
| 9 | | | | | | | | | | | | | |
| 10 | | | | | | | | | | | | | |
| 11 | | | | | | | | | | | | | |

41-034100.0000

TOTAL 0

COMMENTS