

UNION TWP / PARKWAY SD

03-02-200-003

Property Class: 110

Neighborhood

009401-A100

Map: 02

Block:

Card: 03

Bk: Pg:

40-001500.0000

LEGAL INFORMATION

SW NE

**QUALIFIED CREDITS: CAUV:
06957: 2022**

RTS: 003-04-02
Acres:40.7400

CULLER AMY S
CULLER AMY S
3827 BROOKSIDE DR
OTTAWA HILLS, OH 43606

| | OWNERSHIP | ADDRESS | CITY | STATE | ZIP | DATE | AMOUNT | DEED:CONV# | JS | VALID |
|---|-------------------------|-------------------|--------------|-------|-------|------------|---------|---------------|--------------------------|-------------------------------------|
| 1 | CULLER AMY S | 3827 BROOKSIDE DR | OTTAWA HILLS | OH | 43606 | 09/20/2021 | 514,000 | 2:WDC : 800 | <input type="checkbox"/> | <input checked="" type="checkbox"/> |
| 2 | SCHWARTZ SR JEFFREY L & | 19976 MONTICELLO | SPENCERVILLE | OH | 45887 | 08/17/2021 | 0 | 2:QCC : X : 0 | <input type="checkbox"/> | <input type="checkbox"/> |
| 3 | SCHWARTZ LAND & CATTLE | 19976 MONTICELLO | SPENCERVILLE | OH | 45887 | 10/24/2016 | 0 | 3:QCE : X : 0 | <input type="checkbox"/> | <input type="checkbox"/> |

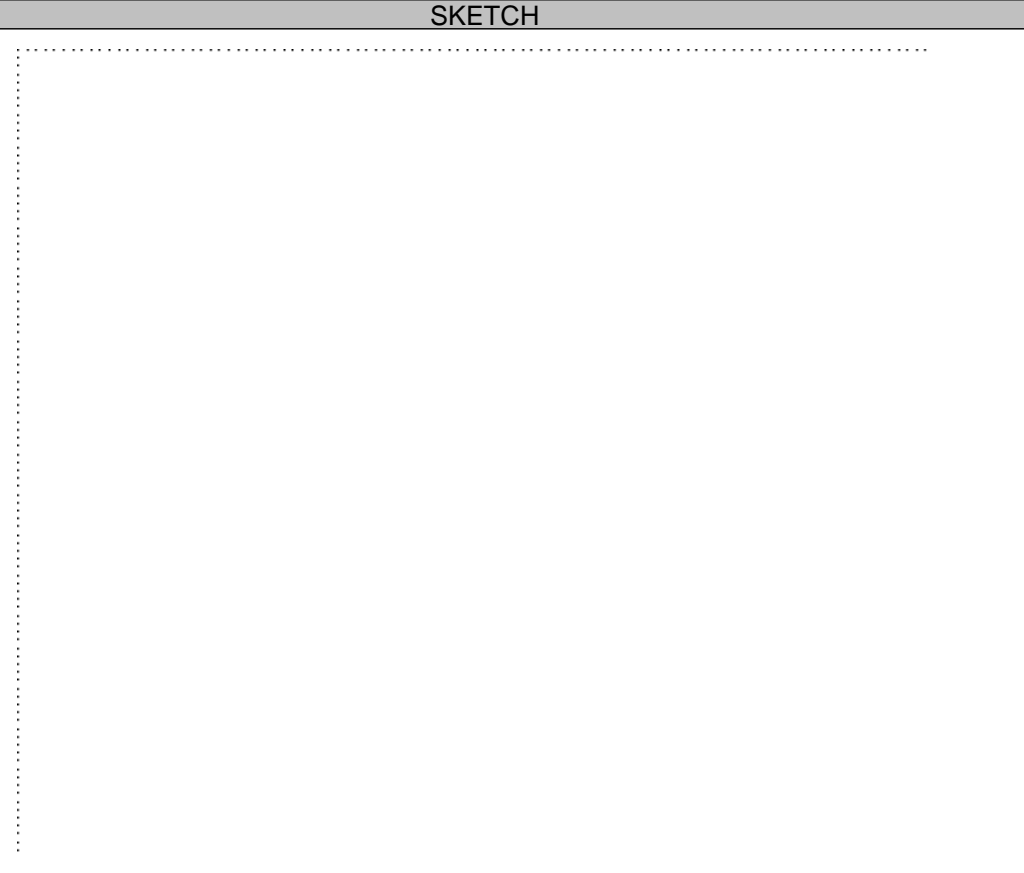
X: TTO LISTER: AE DATE: 07/16/2004 TIME: 02:55:54 PM LETTER LETTER REC'D GIS CODE

| STREET/ROAD | TOPOGRAPHY | PU-UTILITIES-PR | NEIGHBORHOOD | INFLUENCE FACTORS | | | | PROPERTY LOCATION |
|---|---|--|------------------------------------|--------------------------------------|---|--------------------------------|--|-------------------|
| <input checked="" type="checkbox"/> PAVED | <input checked="" type="checkbox"/> LEVEL | <input type="checkbox"/> WATER <input type="checkbox"/> | <input type="checkbox"/> IMPROVING | <input type="checkbox"/> A. NO ROAD | <input type="checkbox"/> F. RESTRICT | MERCER VAN WERT CO LINE RD | | |
| <input type="checkbox"/> GRAVEL | <input type="checkbox"/> HIGH | <input type="checkbox"/> SEWER <input type="checkbox"/> | <input type="checkbox"/> STATIC | <input type="checkbox"/> B. TOPGRHY | <input type="checkbox"/> G. WOOD LT | COMMENT | | |
| <input type="checkbox"/> DIRT | <input type="checkbox"/> LOW | <input type="checkbox"/> GAS <input type="checkbox"/> | <input type="checkbox"/> DECLINING | <input type="checkbox"/> C. Ex Front | <input type="checkbox"/> H. VACANCY | TY2022:Net Gen=\$894.98, Other | | |
| <input type="checkbox"/> SIDEWALKS | <input type="checkbox"/> ROLLING | <input type="checkbox"/> ELECTRIC <input type="checkbox"/> | <input type="checkbox"/> OLD | <input type="checkbox"/> D. QUANTITY | <input type="checkbox"/> I. WATER FRONT | Assessment=\$155.94 | | |
| <input type="checkbox"/> CURBS | <input type="checkbox"/> STANDARD | <input checked="" type="checkbox"/> STANDARD | <input type="checkbox"/> STANDARD | <input type="checkbox"/> E. SZ/SHAPE | <input type="checkbox"/> J. OTHER/CDU | TILLABLE | | |

| LAND COMPUTATIONS | | | | | | | |
|---------------------------|------------------|---------------|--------------|---|-------|----------------|----------------|
| LAND TYPE | SIZE | M | RATE | C | INF | M | VALUE C |
| CR:Crop Land TOTAL | A 37.3490 | 11,400 | 2,692 | | | 443,250 | 113,920 |
| 0046 | A 1.6950 | 11,400 | 2,950 | | | 19,320 | 5,000 |
| 0075 | A 6.3060 | 10,350 | 1,750 | | | 65,270 | 11,040 |
| 0024 | A .6320 | 11,250 | 2,540 | | | 7,110 | 1,610 |
| 0023 | A 6.6270 | 11,550 | 2,660 | | | 76,540 | 17,630 |
| 0087 | A 22.0890 | 12,450 | 3,560 | | | 275,010 | 78,640 |
| WO:Woods TOTAL | A 3.3910 | 6,267 | 1,030 | | | 21,180 | 3,450 |
| 0087 | A 1.2040 | 7,000 | 1,670 | | | 8,430 | 2,010 |
| 0023 | A .1390 | 5,980 | 770 | | | 830 | 110 |
| Total Acres: 40.7400 | | | | | TOTAL | 464,430 | 117,370 |

| VALUATION SUMMARY | | | | | | | |
|-------------------|--|---------|--------|---------|---------|---------|--|
| VALUE YEAR | 2023 | 2023 | 2020 | 2020 | 2017 | 2017 | |
| REASON FOR CHANGE | CAUV | RAPP | CAUV | RAPP | CAUV | RAPP | |
| APPRAISED | 117,370 | 464,430 | 60,890 | 353,580 | 106,460 | 356,780 | |
| VALUE | 0 | 0 | 0 | 0 | 0 | 0 | |
| <u>TOTAL</u> | 117,370 | 464,430 | 60,890 | 353,580 | 106,460 | 356,780 | |
| ASSESSED | 41,080 | 162,550 | 21,310 | 123,750 | 37,260 | 124,870 | |
| VALUE | 0 | 0 | 0 | 0 | 0 | 0 | |
| <u>TOTAL</u> | 41,080 | 162,550 | 21,310 | 123,750 | 37,260 | 124,870 | |
| POTENTIAL RECOUP | 2022=4302.25, 2021=4274.66, 2020=4336.27: Total=12913.18 | | | | | | |

| OCCUPANCY | | EXTERIOR | | FLOOR | AREA | CONST | VALUE |
|--------------------------------------|-----------------------------|-----------------------------|-----------------------------------|--------------------------|--------------------------|--------------------------|-------|
| <input type="checkbox"/> SF | <input type="checkbox"/> DU | <input type="checkbox"/> TR | <input type="checkbox"/> WOOD | | | | |
| <input type="checkbox"/> CONVERSION | | | <input type="checkbox"/> STUCCO | | | | |
| BUILDING TYPE | | | <input type="checkbox"/> ALM/VYNL | | | | |
| <input type="checkbox"/> MOBILE HOME | | | <input type="checkbox"/> CONC BLK | | | | |
| <input type="checkbox"/> BI/TR LEVEL | | | <input type="checkbox"/> METAL | | | | |
| <input type="checkbox"/> MOD/MAN | | | <input type="checkbox"/> BRICK | | | | |
| <input type="checkbox"/> _____ | | | <input type="checkbox"/> STONE | | | | |
| ROOFING | | ROOF TYPE | | | | | |
| <input type="checkbox"/> METAL | | | <input type="checkbox"/> GABLE | | | | |
| <input type="checkbox"/> SLT/TLE | | | <input type="checkbox"/> HIP | | | | |
| <input type="checkbox"/> SHINGLES | | | <input type="checkbox"/> GAMBREL | | | | |
| <input type="checkbox"/> SHAKES | | | <input type="checkbox"/> MANSARD | | | | |
| <input type="checkbox"/> COMPOSITE | | | <input type="checkbox"/> FLAT | | | | |
| FLOORS | | B | 1 | 2 | 3 | U | |
| CONCRETE | <input type="checkbox"/> | <input type="checkbox"/> | <input type="checkbox"/> | <input type="checkbox"/> | <input type="checkbox"/> | <input type="checkbox"/> | |
| WOOD | <input type="checkbox"/> | <input type="checkbox"/> | <input type="checkbox"/> | <input type="checkbox"/> | <input type="checkbox"/> | <input type="checkbox"/> | |
| TILE/COMPO | <input type="checkbox"/> | <input type="checkbox"/> | <input type="checkbox"/> | <input type="checkbox"/> | <input type="checkbox"/> | <input type="checkbox"/> | |
| CARPET | <input type="checkbox"/> | <input type="checkbox"/> | <input type="checkbox"/> | <input type="checkbox"/> | <input type="checkbox"/> | <input type="checkbox"/> | |
| INT. FINISH | | B | 1 | 2 | 3 | U | |
| PLASTER/DW | <input type="checkbox"/> | <input type="checkbox"/> | <input type="checkbox"/> | <input type="checkbox"/> | <input type="checkbox"/> | <input type="checkbox"/> | |
| PANELING | <input type="checkbox"/> | <input type="checkbox"/> | <input type="checkbox"/> | <input type="checkbox"/> | <input type="checkbox"/> | <input type="checkbox"/> | |
| UNFINISHED | <input type="checkbox"/> | <input type="checkbox"/> | <input type="checkbox"/> | <input type="checkbox"/> | <input type="checkbox"/> | <input type="checkbox"/> | |
| ACCOMMODATIONS | | | | | | | |
| # OF ROOMS | | | | | | | |
| BEDROOMS | | | | | | | |
| FIREPLACES | | | | | | | |
| HEAT & AC | | B | 1 | 2 | 3 | U | |
| NO HEAT | <input type="checkbox"/> | <input type="checkbox"/> | <input type="checkbox"/> | <input type="checkbox"/> | <input type="checkbox"/> | <input type="checkbox"/> | |
| CTRL HEAT | <input type="checkbox"/> | <input type="checkbox"/> | <input type="checkbox"/> | <input type="checkbox"/> | <input type="checkbox"/> | <input type="checkbox"/> | |
| HW/STEAM | <input type="checkbox"/> | <input type="checkbox"/> | <input type="checkbox"/> | <input type="checkbox"/> | <input type="checkbox"/> | <input type="checkbox"/> | |
| ELECTRIC | <input type="checkbox"/> | <input type="checkbox"/> | <input type="checkbox"/> | <input type="checkbox"/> | <input type="checkbox"/> | <input type="checkbox"/> | |
| HEAT PUMP | <input type="checkbox"/> | <input type="checkbox"/> | <input type="checkbox"/> | <input type="checkbox"/> | <input type="checkbox"/> | <input type="checkbox"/> | |
| FLR/WALL | <input type="checkbox"/> | <input type="checkbox"/> | <input type="checkbox"/> | <input type="checkbox"/> | <input type="checkbox"/> | <input type="checkbox"/> | |
| STVE/SPCE | <input type="checkbox"/> | <input type="checkbox"/> | <input type="checkbox"/> | <input type="checkbox"/> | <input type="checkbox"/> | <input type="checkbox"/> | |
| GEO THERMAL | <input type="checkbox"/> | <input type="checkbox"/> | <input type="checkbox"/> | <input type="checkbox"/> | <input type="checkbox"/> | <input type="checkbox"/> | |
| OUTSIDE | <input type="checkbox"/> | <input type="checkbox"/> | <input type="checkbox"/> | <input type="checkbox"/> | <input type="checkbox"/> | <input type="checkbox"/> | |
| CTRL A/C | <input type="checkbox"/> | <input type="checkbox"/> | <input type="checkbox"/> | <input type="checkbox"/> | <input type="checkbox"/> | <input type="checkbox"/> | |
| PLUMBING | | | BASE | <input type="checkbox"/> | | | |
| X FULL BATH | | | | | | | |
| X HALF BATH | | | | | | | |
| X FIXTURES | | | | | | | |
| SUBTOTAL | | | | | | 0 | |
| MULTI-FAMILY # | | 0 | | | | 0 | |
| BUILDING TYPE | | 000% | | | | 0 | |
| BSMT FINISH | | 0 S.F. | | | | 0 | |
| FIREPLACE # | | 0 | | | | 0 | |
| HEATING | | 0 S.F. | | | | 0 | |
| AIR COND | | 0 S.F. | | | | 0 | |
| PLUMBING # | | 0 | | | | 0 | |
| GARAGES & CARPORTS | | | | | | 0 | |
| EXTRA FEATURES | | | | | | 0 | |
| SUBTOTAL | | | | | | 0 | |
| GRADE FACTOR | | | | | | % | |
| UNADJUSTED VALUE | | | | | | 0 | |
| FACTOR | | | | | | % | |



| OCCUPANCY | ST.HT | SIZE | AREA | GRADE | PRICE | AGE | REMD | CND | UNADJ VAL | PHYS | PHYS VAL | FUNC | TRUE VAL |
|-----------|-------|------|------|-------|-------|-----|------|-----|-----------|------|----------|------|----------|
| DWELLING | | SK | | | | | | | | | | | |
| 1 | | | | | | | | | | | | | |
| 2 | | | | | | | | | | | | | |
| 3 | | | | | | | | | | | | | |
| 4 | | | | | | | | | | | | | |
| 5 | | | | | | | | | | | | | |
| 6 | | | | | | | | | | | | | |
| 7 | | | | | | | | | | | | | |
| 8 | | | | | | | | | | | | | |
| 9 | | | | | | | | | | | | | |
| 10 | | | | | | | | | | | | | |
| 11 | | | | | | | | | | | | | |

40-001500.0000

TOTAL 0

COMMENTS

UNION TWP / PARKWAY SD

03-02-200-003

Property Class: 110

Neighborhood

009401-A100

Map: 02

Block:

Card: 03

Bk: Pg:

40-001500.0000

LEGAL INFORMATION

SW NE

**QUALIFIED CREDITS: CAUV:
06957: 2022**

RTS: 003-04-02
Acres:40.7400

CULLER AMY S

CULLER AMY S

3827 BROOKSIDE DR

OTTAWA HILLS, OH 43606

| | OWNERSHIP | ADDRESS | CITY | STATE | ZIP | DATE | AMOUNT | DEED:CONV# | JS | VALID |
|---|--------------------------|------------------|--------------|-------|-------|------------|---------|---------------|--------------------------|-------------------------------------|
| 1 | SCHWARTZ JEFFREY L & | 19976 MONTICELLO | SPENCERVILLE | OH | 45887 | 10/18/2011 | 80,000 | WDC : F : 550 | <input type="checkbox"/> | <input type="checkbox"/> |
| 2 | SCHWARTZ LARRY E & | 20076 MONTICELLO | SPENCERVILLE | OH | 45887 | 05/07/2009 | 160,000 | WDC : A : 247 | <input type="checkbox"/> | <input checked="" type="checkbox"/> |
| 3 | SWYGART DEAN J & NANCY S | 18191 HUGHES RD | VENEDOCIA | OH | 45894 | 02/28/2007 | 0 | QCE : X : 0 | <input type="checkbox"/> | <input type="checkbox"/> |

X: TTO LISTER: AE DATE: 07/16/2004 TIME: 02:55:54 PM LETTER LETTER REC'D GIS CODE

| STREET/ROAD | TOPOGRAPHY | PU-UTILITIES-PR | NEIGHBORHOOD | INFLUENCE FACTORS | PROPERTY LOCATION |
|---|---|--|------------------------------------|--|----------------------------|
| <input checked="" type="checkbox"/> PAVED | <input checked="" type="checkbox"/> LEVEL | <input type="checkbox"/> WATER <input type="checkbox"/> | <input type="checkbox"/> IMPROVING | <input type="checkbox"/> A. NO ROAD <input type="checkbox"/> F. RESTRICT | MERCER VAN WERT CO LINE RD |
| <input type="checkbox"/> GRAVEL | <input type="checkbox"/> HIGH | <input type="checkbox"/> SEWER <input type="checkbox"/> | <input type="checkbox"/> STATIC | <input type="checkbox"/> B. TOPGRHY <input type="checkbox"/> G. WOOD LT | COMMENT |
| <input type="checkbox"/> DIRT | <input type="checkbox"/> LOW | <input type="checkbox"/> GAS <input type="checkbox"/> | <input type="checkbox"/> DECLINING | <input type="checkbox"/> C. Ex Front <input type="checkbox"/> H. VACANCY | |
| <input type="checkbox"/> SIDEWALKS | <input type="checkbox"/> ROLLING | <input type="checkbox"/> ELECTRIC <input type="checkbox"/> | <input type="checkbox"/> OLD | <input type="checkbox"/> D. QUANTITY <input type="checkbox"/> I. WATER FRONT | |
| <input type="checkbox"/> CURBS | <input type="checkbox"/> STANDARD | <input checked="" type="checkbox"/> STANDARD | <input type="checkbox"/> STANDARD | <input type="checkbox"/> E. SZ/SHAPE <input type="checkbox"/> J. OTHER/CDU | |

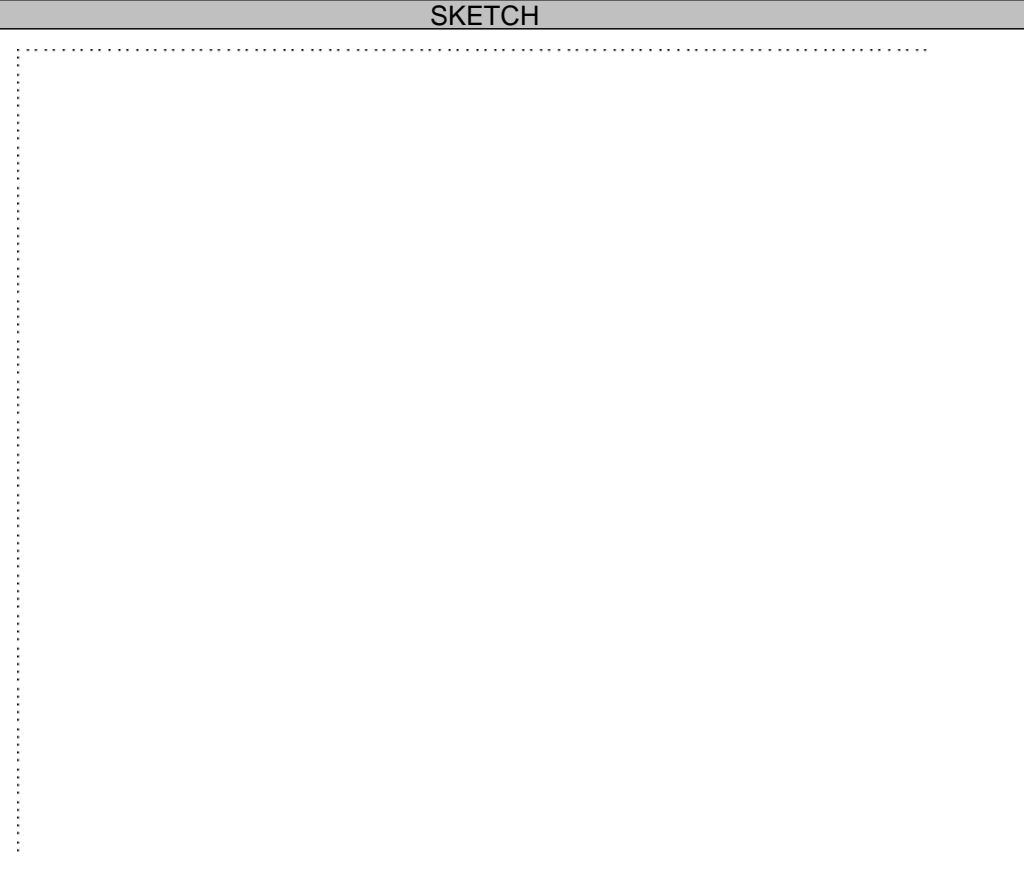
LAND COMPUTATIONS

| LAND TYPE | SIZE | M | RATE | C | INF | M | VALUE | C |
|-----------|----------|---|-------|-----|-----|-------|---------|---------|
| 0024 | A 2.0480 | | 5,820 | 650 | | | 11,920 | 1,330 |
| | | | | | | TOTAL | 464,430 | 117,370 |

VALUATION SUMMARY

| VALUE YEAR | REASON FOR CHANGE | APPRaised | LAND | IMPR | TOTAL | ASSESSED | LAND | IMPR | TOTAL | POTENTIAL RECOUP |
|------------|-------------------|-----------|------|------|-------|----------|------|------|-------|--|
| | | | | | | | | | | 2022=4302.25, 2021=4274.66, 2020=4336.27: Total=12913.18 |

| OCCUPANCY | | EXTERIOR | | FLOOR | AREA | CONST | VALUE |
|--------------------------------------|-----------------------------|-----------------------------|-----------------------------------|--------------------------|--------------------------|--------------------------|-------|
| <input type="checkbox"/> SF | <input type="checkbox"/> DU | <input type="checkbox"/> TR | <input type="checkbox"/> WOOD | | | | |
| <input type="checkbox"/> CONVERSION | | | <input type="checkbox"/> STUCCO | | | | |
| BUILDING TYPE | | | <input type="checkbox"/> ALM/VYNL | | | | |
| <input type="checkbox"/> MOBILE HOME | | | <input type="checkbox"/> CONC BLK | | | | |
| <input type="checkbox"/> BI/TR LEVEL | | | <input type="checkbox"/> METAL | | | | |
| <input type="checkbox"/> MOD/MAN | | | <input type="checkbox"/> BRICK | | | | |
| <input type="checkbox"/> _____ | | | <input type="checkbox"/> STONE | | | | |
| ROOFING | | ROOF TYPE | | | | | |
| <input type="checkbox"/> METAL | | | <input type="checkbox"/> GABLE | | | | |
| <input type="checkbox"/> SLT/TLE | | | <input type="checkbox"/> HIP | | | | |
| <input type="checkbox"/> SHINGLES | | | <input type="checkbox"/> GAMBREL | | | | |
| <input type="checkbox"/> SHAKES | | | <input type="checkbox"/> MANSARD | | | | |
| <input type="checkbox"/> COMPOSITE | | | <input type="checkbox"/> FLAT | | | | |
| FLOORS | | B | 1 | 2 | 3 | U | |
| CONCRETE | <input type="checkbox"/> | <input type="checkbox"/> | <input type="checkbox"/> | <input type="checkbox"/> | <input type="checkbox"/> | <input type="checkbox"/> | |
| WOOD | <input type="checkbox"/> | <input type="checkbox"/> | <input type="checkbox"/> | <input type="checkbox"/> | <input type="checkbox"/> | <input type="checkbox"/> | |
| TILE/COMPO | <input type="checkbox"/> | <input type="checkbox"/> | <input type="checkbox"/> | <input type="checkbox"/> | <input type="checkbox"/> | <input type="checkbox"/> | |
| CARPET | <input type="checkbox"/> | <input type="checkbox"/> | <input type="checkbox"/> | <input type="checkbox"/> | <input type="checkbox"/> | <input type="checkbox"/> | |
| INT. FINISH | | B | 1 | 2 | 3 | U | |
| PLASTER/DW | <input type="checkbox"/> | <input type="checkbox"/> | <input type="checkbox"/> | <input type="checkbox"/> | <input type="checkbox"/> | <input type="checkbox"/> | |
| PANELING | <input type="checkbox"/> | <input type="checkbox"/> | <input type="checkbox"/> | <input type="checkbox"/> | <input type="checkbox"/> | <input type="checkbox"/> | |
| UNFINISHED | <input type="checkbox"/> | <input type="checkbox"/> | <input type="checkbox"/> | <input type="checkbox"/> | <input type="checkbox"/> | <input type="checkbox"/> | |
| ACCOMMODATIONS | | | | | | | |
| # OF ROOMS | | | | | | | |
| BEDROOMS | | | | | | | |
| FIREPLACES | | | | | | | |
| HEAT & AC | | B | 1 | 2 | 3 | U | |
| NO HEAT | <input type="checkbox"/> | <input type="checkbox"/> | <input type="checkbox"/> | <input type="checkbox"/> | <input type="checkbox"/> | <input type="checkbox"/> | |
| CTRL HEAT | <input type="checkbox"/> | <input type="checkbox"/> | <input type="checkbox"/> | <input type="checkbox"/> | <input type="checkbox"/> | <input type="checkbox"/> | |
| HW/STEAM | <input type="checkbox"/> | <input type="checkbox"/> | <input type="checkbox"/> | <input type="checkbox"/> | <input type="checkbox"/> | <input type="checkbox"/> | |
| ELECTRIC | <input type="checkbox"/> | <input type="checkbox"/> | <input type="checkbox"/> | <input type="checkbox"/> | <input type="checkbox"/> | <input type="checkbox"/> | |
| HEAT PUMP | <input type="checkbox"/> | <input type="checkbox"/> | <input type="checkbox"/> | <input type="checkbox"/> | <input type="checkbox"/> | <input type="checkbox"/> | |
| FLR/WALL | <input type="checkbox"/> | <input type="checkbox"/> | <input type="checkbox"/> | <input type="checkbox"/> | <input type="checkbox"/> | <input type="checkbox"/> | |
| STVE/SPCE | <input type="checkbox"/> | <input type="checkbox"/> | <input type="checkbox"/> | <input type="checkbox"/> | <input type="checkbox"/> | <input type="checkbox"/> | |
| GEO THERMAL | <input type="checkbox"/> | <input type="checkbox"/> | <input type="checkbox"/> | <input type="checkbox"/> | <input type="checkbox"/> | <input type="checkbox"/> | |
| OUTSIDE | <input type="checkbox"/> | <input type="checkbox"/> | <input type="checkbox"/> | <input type="checkbox"/> | <input type="checkbox"/> | <input type="checkbox"/> | |
| CTRL A/C | <input type="checkbox"/> | <input type="checkbox"/> | <input type="checkbox"/> | <input type="checkbox"/> | <input type="checkbox"/> | <input type="checkbox"/> | |
| PLUMBING | | | BASE | <input type="checkbox"/> | | | |
| X FULL BATH | | | | | | | |
| X HALF BATH | | | | | | | |
| X FIXTURES | | | | | | | |
| SUBTOTAL | | | | | | 0 | |
| MULTI-FAMILY # | | 0 | | | | 0 | |
| BUILDING TYPE | | 000% | | | | 0 | |
| BSMT FINISH | | 0 S.F. | | | | 0 | |
| FIREPLACE # | | 0 | | | | 0 | |
| HEATING | | 0 S.F. | | | | 0 | |
| AIR COND | | 0 S.F. | | | | 0 | |
| PLUMBING # | | 0 | | | | 0 | |
| GARAGES & CARPORTS | | | | | | 0 | |
| EXTRA FEATURES | | | | | | 0 | |
| SUBTOTAL | | | | | | 0 | |
| GRADE FACTOR | | | | | | % | |
| UNADJUSTED VALUE | | | | | | 0 | |
| FACTOR | | | | | | % | |



| OCCUPANCY | ST.HT | SIZE | AREA | GRADE | PRICE | AGE | REMD | CND | UNADJ VAL | PHYS | PHYS VAL | FUNC | TRUE VAL |
|-----------|-------|------|------|-------|-------|-----|------|-----|-----------|------|----------|------|----------|
| DWELLING | | SK | | | | | | | | | | | |
| 1 | | | | | | | | | | | | | |
| 2 | | | | | | | | | | | | | |
| 3 | | | | | | | | | | | | | |
| 4 | | | | | | | | | | | | | |
| 5 | | | | | | | | | | | | | |
| 6 | | | | | | | | | | | | | |
| 7 | | | | | | | | | | | | | |
| 8 | | | | | | | | | | | | | |
| 9 | | | | | | | | | | | | | |
| 10 | | | | | | | | | | | | | |
| 11 | | | | | | | | | | | | | |

40-001500.0000

TOTAL 0

COMMENTS

UNION TWP / PARKWAY SD

03-02-200-003

Property Class: 110

Neighborhood
009401-A100

Map: 02

Block:

Card: 03

Bk: Pg:

40-001500.0000

CULLER AMY S

CULLER AMY S

3827 BROOKSIDE DR

OTTAWA HILLS, OH 43606

LEGAL INFORMATION

SW NE

RTS: 003-04-02

Acres:40.7400

QUALIFIED CREDITS: CAUV:

06957: 2022

| | OWNERSHIP | ADDRESS | CITY | STATE | ZIP | DATE | AMOUNT | DEED:CONV# | JS | VALID |
|---|--------------------------|-----------------|-----------|-------|-------|------------|--------|-------------|--------------------------|--------------------------|
| 1 | SWYGARAT DEAN J | 18191 HUGHES RD | VENEDOCIA | OH | 45894 | 09/15/2006 | 0 | QCE : X : 0 | <input type="checkbox"/> | <input type="checkbox"/> |
| 2 | SWYGART EDWIN A & ANNA E | 18191 HUGHES RD | VENDEOCIA | OH | 45894 | 08/01/2005 | 0 | : 0 | <input type="checkbox"/> | <input type="checkbox"/> |
| 3 | | | | | | | 0 | 0 | <input type="checkbox"/> | <input type="checkbox"/> |

X: TTO LISTER: AE DATE: 07/16/2004 TIME: 02:55:54 PM LETTER LETTER REC'D GIS CODE

| STREET/ROAD | TOPOGRAPHY | PU-UTILITIES-PR | NEIGHBORHOOD | INFLUENCE FACTORS | | | | PROPERTY LOCATION |
|---|---|--|------------------------------------|--------------------------------------|---|----------------------------|--|-------------------|
| <input checked="" type="checkbox"/> PAVED | <input checked="" type="checkbox"/> LEVEL | <input type="checkbox"/> WATER <input type="checkbox"/> | <input type="checkbox"/> IMPROVING | <input type="checkbox"/> A. NO ROAD | <input type="checkbox"/> F. RESTRICT | MERCER VAN WERT CO LINE RD | | |
| <input type="checkbox"/> GRAVEL | <input type="checkbox"/> HIGH | <input type="checkbox"/> SEWER <input type="checkbox"/> | <input type="checkbox"/> STATIC | <input type="checkbox"/> B. TOPGRHY | <input type="checkbox"/> G. WOOD LT | COMMENT | | |
| <input type="checkbox"/> DIRT | <input type="checkbox"/> LOW | <input type="checkbox"/> GAS <input type="checkbox"/> | <input type="checkbox"/> DECLINING | <input type="checkbox"/> C. Ex Front | <input type="checkbox"/> H. VACANCY | | | |
| <input type="checkbox"/> SIDEWALKS | <input type="checkbox"/> ROLLING | <input type="checkbox"/> ELECTRIC <input type="checkbox"/> | <input type="checkbox"/> OLD | <input type="checkbox"/> D. QUANTITY | <input type="checkbox"/> I. WATER FRONT | | | |
| <input type="checkbox"/> CURBS | <input type="checkbox"/> STANDARD | <input checked="" type="checkbox"/> STANDARD | <input type="checkbox"/> STANDARD | <input type="checkbox"/> E. SZ/SHAPE | <input type="checkbox"/> J. OTHER/CDU | | | |

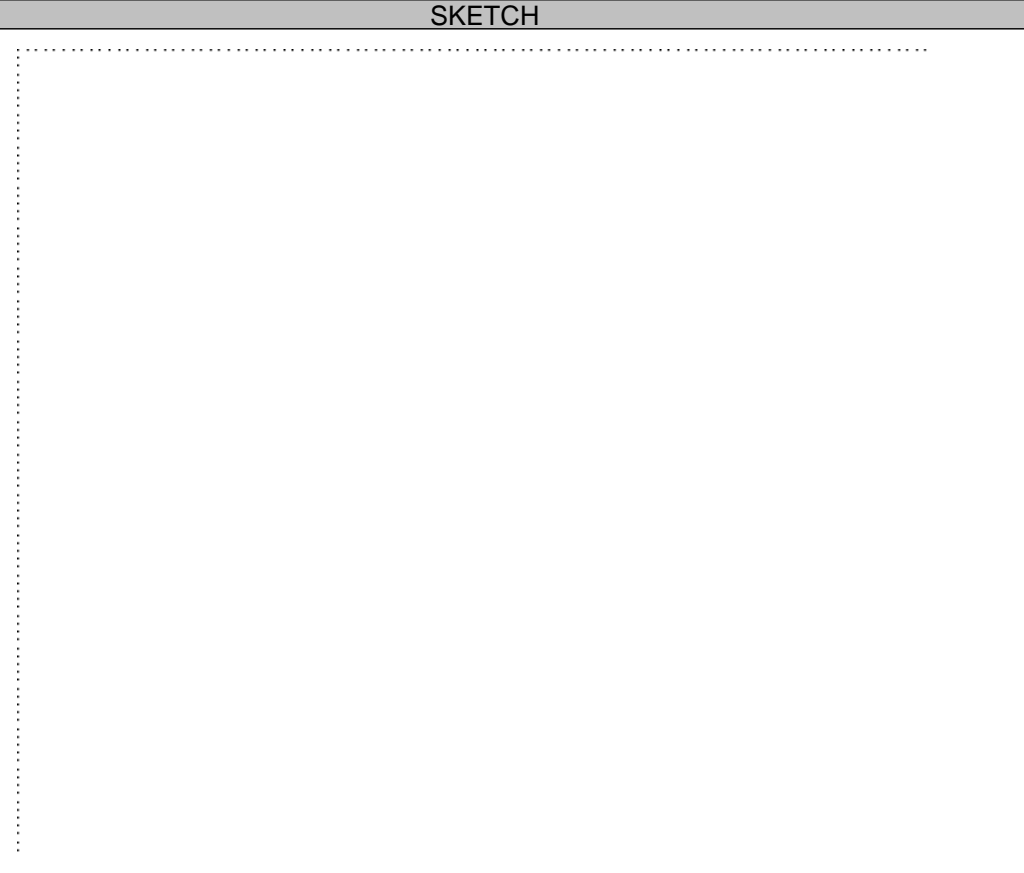
LAND COMPUTATIONS

| LAND TYPE | SIZE | M | RATE | C | INF | M | VALUE | C |
|----------------------|------|---|------|---|-----|-------|---------|---------|
| | | | | | | | | |
| | | | | | | | | |
| | | | | | | | | |
| | | | | | | | | |
| | | | | | | | | |
| | | | | | | | | |
| | | | | | | | | |
| | | | | | | | | |
| Total Acres: 40.7400 | | | | | | TOTAL | 464,430 | 117,370 |

VALUATION SUMMARY

| VALUE YEAR | | | | | | | | |
|-------------------|--|--|--|--|--|--|--|--|
| REASON FOR CHANGE | | | | | | | | |
| APPRaised | <u>LAND</u> | | | | | | | |
| VALUE | <u>IMPR</u> | | | | | | | |
| | <u>TOTAL</u> | | | | | | | |
| ASSESSED | <u>LAND</u> | | | | | | | |
| VALUE | <u>IMPR</u> | | | | | | | |
| | <u>TOTAL</u> | | | | | | | |
| POTENTIAL RECOUP | 2022=4302.25, 2021=4274.66, 2020=4336.27: Total=12913.18 | | | | | | | |

| OCCUPANCY | | EXTERIOR | | FLOOR | AREA | CONST | VALUE |
|--------------------------------------|-----------------------------|-----------------------------|-----------------------------------|--------------------------|--------------------------|--------------------------|-------|
| <input type="checkbox"/> SF | <input type="checkbox"/> DU | <input type="checkbox"/> TR | <input type="checkbox"/> WOOD | | | | |
| <input type="checkbox"/> CONVERSION | | | <input type="checkbox"/> STUCCO | | | | |
| BUILDING TYPE | | | <input type="checkbox"/> ALM/VYNL | | | | |
| <input type="checkbox"/> MOBILE HOME | | | <input type="checkbox"/> CONC BLK | | | | |
| <input type="checkbox"/> BI/TR LEVEL | | | <input type="checkbox"/> METAL | | | | |
| <input type="checkbox"/> MOD/MAN | | | <input type="checkbox"/> BRICK | | | | |
| <input type="checkbox"/> _____ | | | <input type="checkbox"/> STONE | | | | |
| ROOFING | | ROOF TYPE | | | | | |
| <input type="checkbox"/> METAL | | | <input type="checkbox"/> GABLE | | | | |
| <input type="checkbox"/> SLT/TLE | | | <input type="checkbox"/> HIP | | | | |
| <input type="checkbox"/> SHINGLES | | | <input type="checkbox"/> GAMBREL | | | | |
| <input type="checkbox"/> SHAKES | | | <input type="checkbox"/> MANSARD | | | | |
| <input type="checkbox"/> COMPOSITE | | | <input type="checkbox"/> FLAT | | | | |
| FLOORS | | B | 1 | 2 | 3 | U | |
| CONCRETE | <input type="checkbox"/> | <input type="checkbox"/> | <input type="checkbox"/> | <input type="checkbox"/> | <input type="checkbox"/> | <input type="checkbox"/> | |
| WOOD | <input type="checkbox"/> | <input type="checkbox"/> | <input type="checkbox"/> | <input type="checkbox"/> | <input type="checkbox"/> | <input type="checkbox"/> | |
| TILE/COMPO | <input type="checkbox"/> | <input type="checkbox"/> | <input type="checkbox"/> | <input type="checkbox"/> | <input type="checkbox"/> | <input type="checkbox"/> | |
| CARPET | <input type="checkbox"/> | <input type="checkbox"/> | <input type="checkbox"/> | <input type="checkbox"/> | <input type="checkbox"/> | <input type="checkbox"/> | |
| INT. FINISH | | B | 1 | 2 | 3 | U | |
| PLASTER/DW | <input type="checkbox"/> | <input type="checkbox"/> | <input type="checkbox"/> | <input type="checkbox"/> | <input type="checkbox"/> | <input type="checkbox"/> | |
| PANELING | <input type="checkbox"/> | <input type="checkbox"/> | <input type="checkbox"/> | <input type="checkbox"/> | <input type="checkbox"/> | <input type="checkbox"/> | |
| UNFINISHED | <input type="checkbox"/> | <input type="checkbox"/> | <input type="checkbox"/> | <input type="checkbox"/> | <input type="checkbox"/> | <input type="checkbox"/> | |
| ACCOMMODATIONS | | | | | | | |
| # OF ROOMS | | | | | | | |
| BEDROOMS | | | | | | | |
| FIREPLACES | | | | | | | |
| HEAT & AC | | B | 1 | 2 | 3 | U | |
| NO HEAT | <input type="checkbox"/> | <input type="checkbox"/> | <input type="checkbox"/> | <input type="checkbox"/> | <input type="checkbox"/> | <input type="checkbox"/> | |
| CTRL HEAT | <input type="checkbox"/> | <input type="checkbox"/> | <input type="checkbox"/> | <input type="checkbox"/> | <input type="checkbox"/> | <input type="checkbox"/> | |
| HW/STEAM | <input type="checkbox"/> | <input type="checkbox"/> | <input type="checkbox"/> | <input type="checkbox"/> | <input type="checkbox"/> | <input type="checkbox"/> | |
| ELECTRIC | <input type="checkbox"/> | <input type="checkbox"/> | <input type="checkbox"/> | <input type="checkbox"/> | <input type="checkbox"/> | <input type="checkbox"/> | |
| HEAT PUMP | <input type="checkbox"/> | <input type="checkbox"/> | <input type="checkbox"/> | <input type="checkbox"/> | <input type="checkbox"/> | <input type="checkbox"/> | |
| FLR/WALL | <input type="checkbox"/> | <input type="checkbox"/> | <input type="checkbox"/> | <input type="checkbox"/> | <input type="checkbox"/> | <input type="checkbox"/> | |
| STVE/SPCE | <input type="checkbox"/> | <input type="checkbox"/> | <input type="checkbox"/> | <input type="checkbox"/> | <input type="checkbox"/> | <input type="checkbox"/> | |
| GEO THERMAL | <input type="checkbox"/> | <input type="checkbox"/> | <input type="checkbox"/> | <input type="checkbox"/> | <input type="checkbox"/> | <input type="checkbox"/> | |
| OUTSIDE | <input type="checkbox"/> | <input type="checkbox"/> | <input type="checkbox"/> | <input type="checkbox"/> | <input type="checkbox"/> | <input type="checkbox"/> | |
| CTRL A/C | <input type="checkbox"/> | <input type="checkbox"/> | <input type="checkbox"/> | <input type="checkbox"/> | <input type="checkbox"/> | <input type="checkbox"/> | |
| PLUMBING | | | BASE | <input type="checkbox"/> | | | |
| X FULL BATH | | | | | | | |
| X HALF BATH | | | | | | | |
| X FIXTURES | | | | | | | |
| SUBTOTAL | | | | | | 0 | |
| MULTI-FAMILY # | | 0 | | | | 0 | |
| BUILDING TYPE | | 000% | | | | 0 | |
| BSMT FINISH | | 0 S.F. | | | | 0 | |
| FIREPLACE # | | 0 | | | | 0 | |
| HEATING | | 0 S.F. | | | | 0 | |
| AIR COND | | 0 S.F. | | | | 0 | |
| PLUMBING # | | 0 | | | | 0 | |
| GARAGES & CARPORTS | | | | | | 0 | |
| EXTRA FEATURES | | | | | | 0 | |
| SUBTOTAL | | | | | | 0 | |
| GRADE FACTOR | | | | | | % | |
| UNADJUSTED VALUE | | | | | | 0 | |
| FACTOR | | | | | | % | |



| OCCUPANCY | ST.HT | SIZE | AREA | GRADE | PRICE | AGE | REMD | CND | UNADJ VAL | PHYS | PHYS VAL | FUNC | TRUE VAL |
|-----------|-------|------|------|-------|-------|-----|------|-----|-----------|------|----------|------|----------|
| DWELLING | | SK | | | | | | | | | | | |
| 1 | | | | | | | | | | | | | |
| 2 | | | | | | | | | | | | | |
| 3 | | | | | | | | | | | | | |
| 4 | | | | | | | | | | | | | |
| 5 | | | | | | | | | | | | | |
| 6 | | | | | | | | | | | | | |
| 7 | | | | | | | | | | | | | |
| 8 | | | | | | | | | | | | | |
| 9 | | | | | | | | | | | | | |
| 10 | | | | | | | | | | | | | |
| 11 | | | | | | | | | | | | | |

40-001500.0000

TOTAL 0

COMMENTS